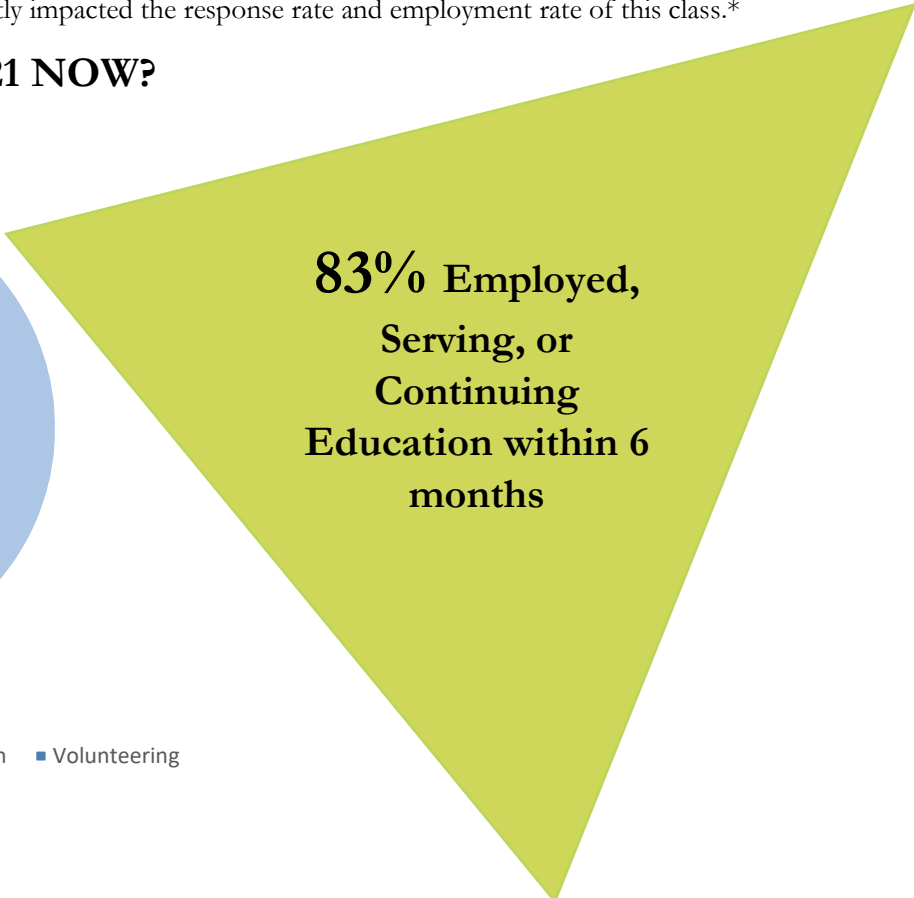
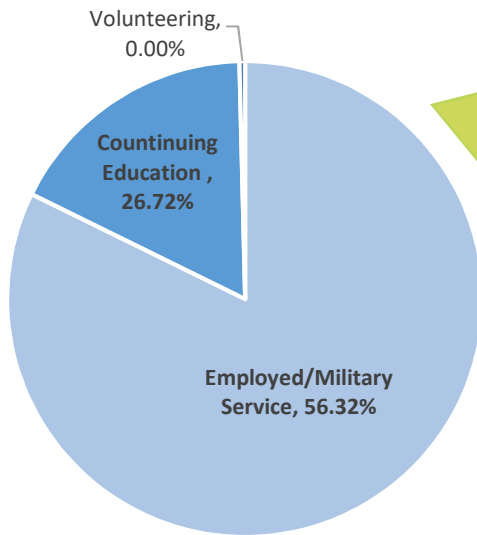




About the Survey: The Class of 2021 First Destination Survey, conducted by the St. Ambrose University Career Center and the St. Ambrose Office of Institutional Research, was completed in November 2021. The survey includes undergraduate students who graduated between July 1, 2020 and June 30, 2021 per the National Association of Colleges and Employers (NACE) standards and protocols for graduate student outcomes. Graduating seniors were contacted 1 month prior to graduation, 3 months after graduation, and 6 months after graduation by email, with repeated follow-up phone calls into November 2021. Of the 514 students who make up this reporting class, we were able to obtain employment information on 348 (67.7%). *Note: The COVID-19 pandemic greatly impacted the response rate and employment rate of this class.*


WHERE IS THE CLASS OF 2021 NOW?



■ Employed/Military Service ■ Continuing Education ■ Volunteering

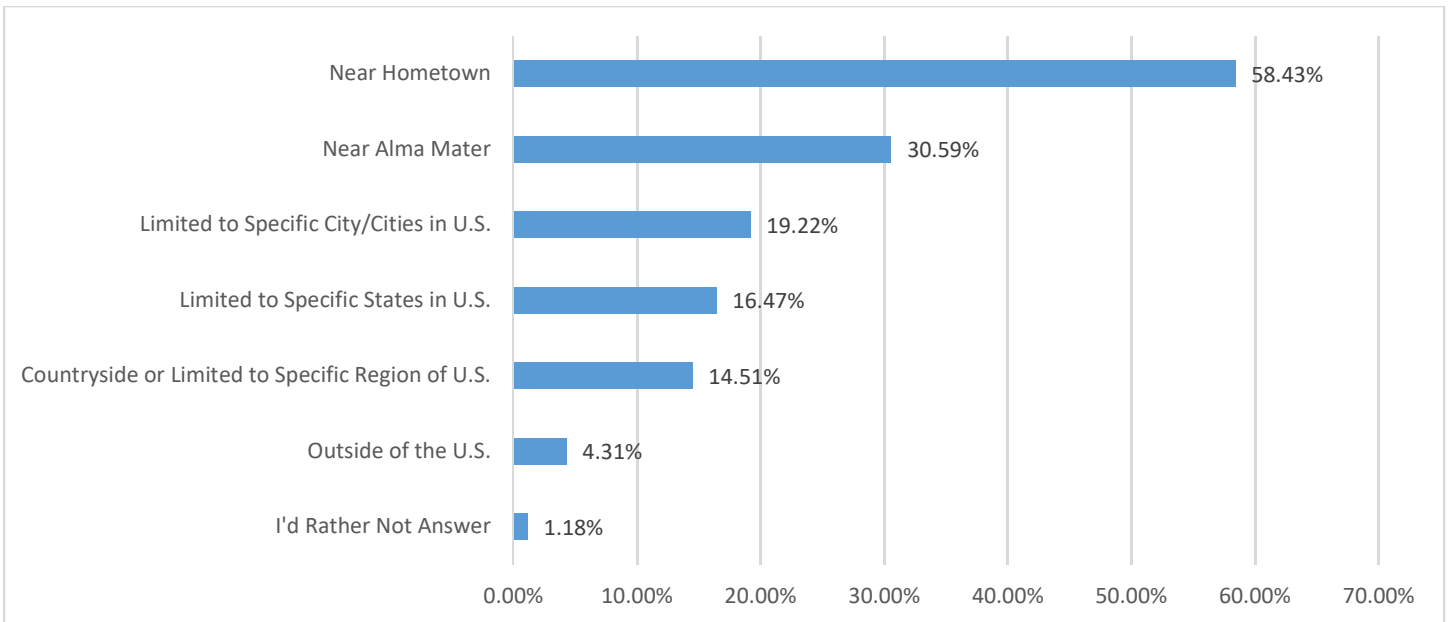
Responses by School/Division

	Employed	Continuing Ed.	Other
College of Health and Human Services	66.19%	23.74%	0.00%
College of Business	69.70%	15.15%	0.00%
College of Arts & Sciences	40.56%	34.97%	0.00%




WHERE ARE THEY WORKING?

89% of graduates looked for employment near their hometown or alma mater.



Employment by state

Iowa	58.04%
Illinois	30.07%
Other Midwestern States	5.59%



WHAT DOES THE AVERAGE GRADUATE EARN UPON GRADUATION?

Respondents working full-time who reported annual salaries earn:

- 53.46% \$30,000 to \$50,000
- 30.82% more than \$50,000

EMPLOYMENT

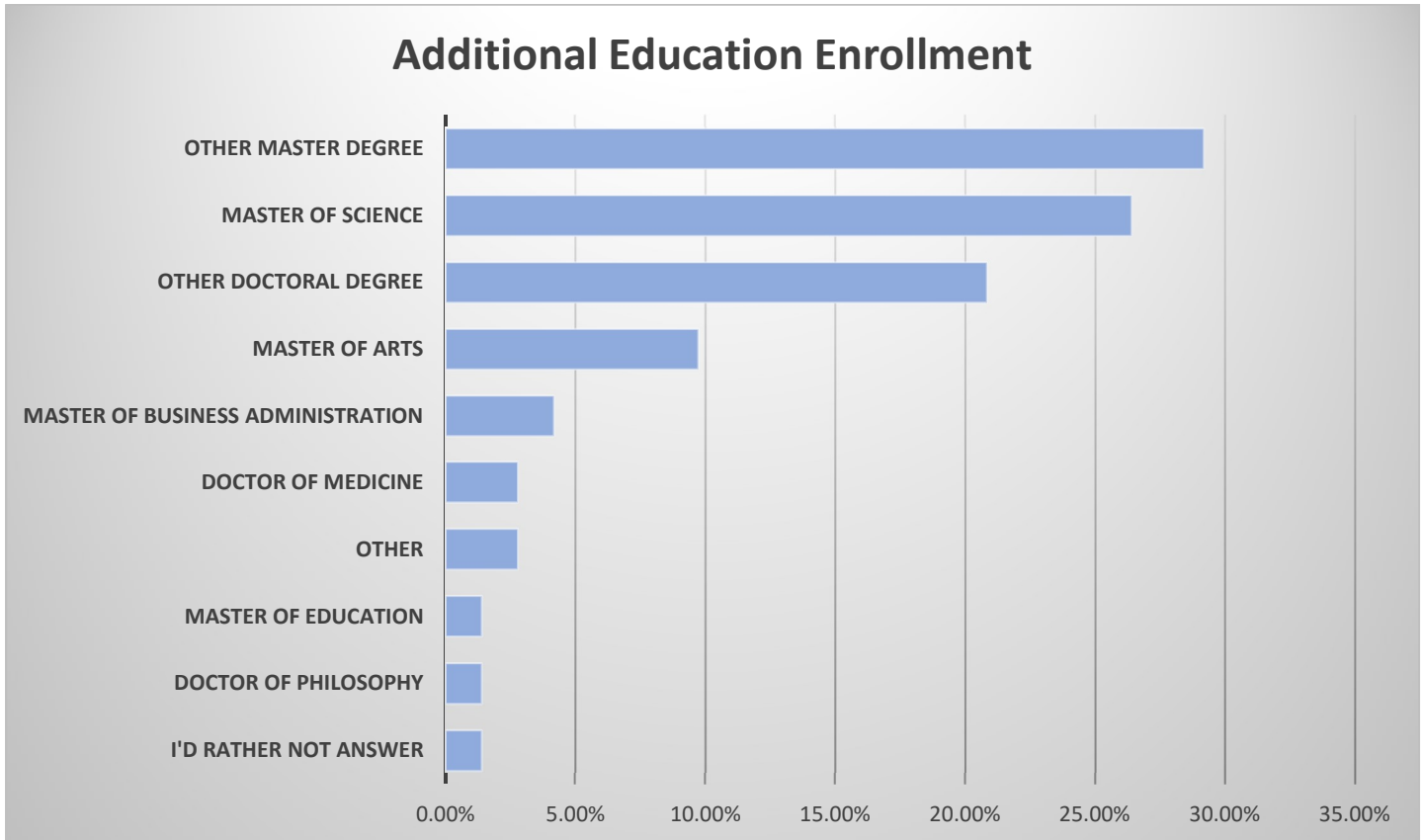
Selected employing organizations and positions of the class of 2020-2021

All Saints Catholic School, <i>Middle School Teacher</i>	Nebraska State Probation, <i>RISE Program Specialist</i>
Amazon, <i>Area Manager</i>	Nektar Tech, <i>Software Developer</i>
American Honda Motors, <i>Parts Department</i>	North Scott Community School District, <i>Teacher</i>
American Power Systems Inc, <i>Application Engineer</i>	Northwestern Memorial Hospital, <i>Clinical Nurse</i>
Athletico Physical Therapy, <i>Rehabilitation Aide</i>	NPL Tax & Accounting, <i>Tax Assistant</i>
Bettendorf High School, <i>Spanish Teacher</i>	OSF, <i>Medical-Surgical Nurse</i>
BITCO Insurance Co, <i>Advanced Accountant</i>	Peoria Chiefs Baseball, <i>Community Relations Manager</i>
Caring Hearts Home Care, <i>Caregiver</i>	Pleasant Valley School District, <i>Substitute Teacher</i>
Center for Youth & Family Solutions, <i>Case Worker</i>	Qualtrics, <i>Sales Development Representative</i>
Cintas Corporation, <i>Management Trainee</i>	RSM, <i>Assurance Associate / Tax Associate</i>
CITGO Petroleum Corp, <i>Associate Mechanical Engineer</i>	Scott County, <i>Fleet Manager</i>
Cobham Mission Systems, <i>Manufacturing Engineer Intern</i>	Select Specialty, <i>Respiratory Therapist</i>
Dallas County, <i>Dispatcher</i>	St. Paul Lutheran Church, <i>Associate Youth Director</i>
Deloitte, <i>Audit Intern / Staff Auditor</i>	Sterling Public Schools, <i>8th Grade Social Studies Teacher</i>
divvyDOSE Pharmacy, <i>Pharmacy Technician</i>	Steve Grubbs, <i>Graphic Designer</i>
Enterprise, <i>Management Trainee</i>	Trey Sucher Law, <i>Administrative Assistant</i>
Equitable Advisors, <i>Retirement Benefits Professional</i>	Trinity Logistics, <i>Accountant</i>
First Trust and Savings Bank, <i>Mortgage Loan Processor</i>	University of Iowa Hospital, <i>Staff Nurse / NICU Nurse</i>
Forge Resources Group, <i>Design Engineer</i>	Veterans Affairs, <i>Substance Abuse Social Work Intern</i>
Genesis Health System, <i>Respiratory Therapist Technician</i>	Vibrant Credit Union, <i>Professional Development Program</i>
Genesis Medical Center, <i>Labor & Delivery Nurse</i>	Visit Quad Cities, <i>Destination Experience Coordinator</i>
Goldman Sachs, <i>Investment Analyst</i>	Whiteside County Courthouse, <i>Probation Officer</i>
John Deere, <i>Infrastructure Engineer</i>	
Loyola University Medical Center, <i>Oncology RN</i>	
Monty Meyer CPA, <i>Accountant</i>	



GRADUATE SCHOOL AND ADVANCED COURSEWORK

More than 12% of the Class of 2020-2021 continued their education directly after graduation from St. Ambrose University in graduate and professional programs. Of those continuing their studies, they did so in the following ways:




Where are they studying?

The majority (61%) of respondents continued their studies at St. Ambrose University, while 36% of respondents are enrolled at other higher education institutions, the majority located in the Midwest.

By State:

- | | | | |
|-------|-----------|------|------------|
| • 69% | Iowa | • 1% | Florida |
| • 7% | Wisconsin | • 1% | Louisiana |
| • 6% | Illinois | • 1% | New Jersey |
| • 4% | Arizona | • 1% | New York |
| • 3% | Minnesota | | |
| • 3% | Tennessee | | |
| • 1% | Missouri | | |
| • 1% | Tennessee | | |



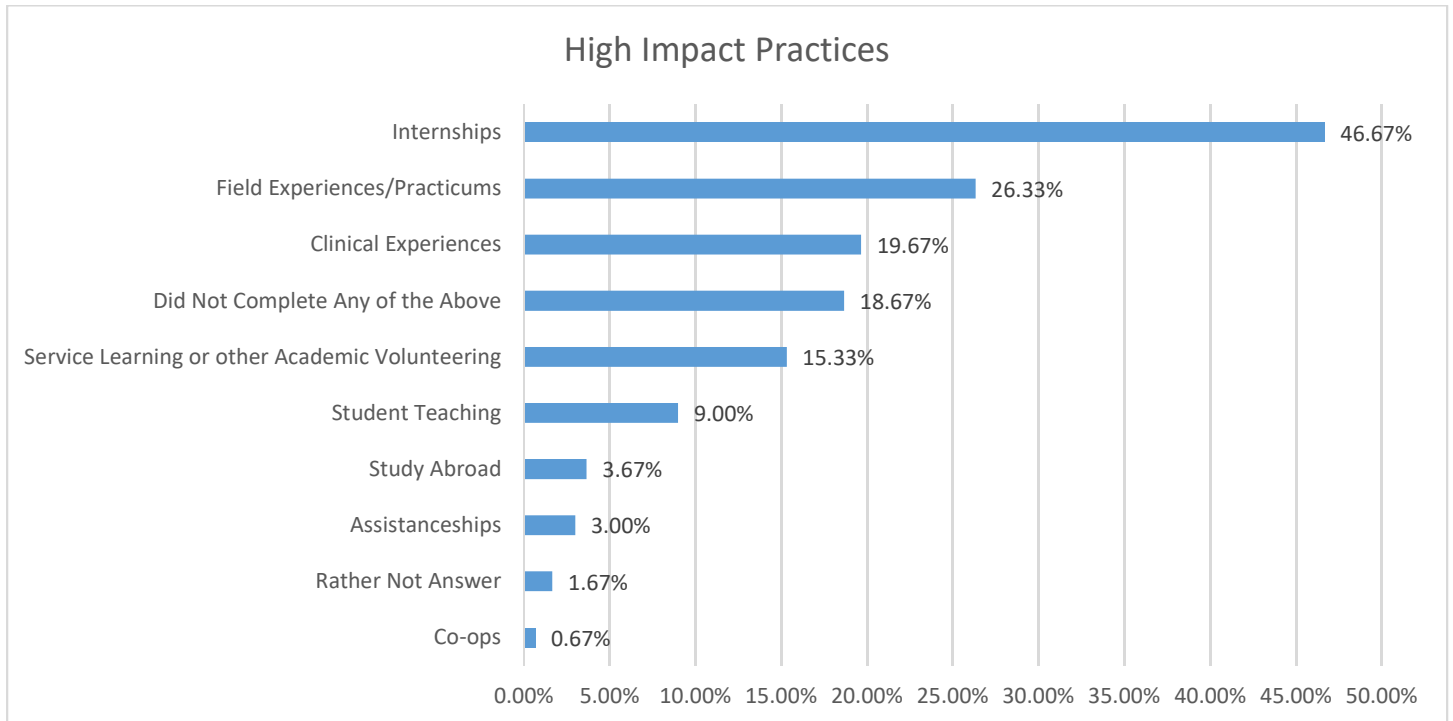
The Outcomes Survey 
College Graduate Survey powered by CSO Research, Inc

SELECTED INSTITUTIONS/PROGRAMS OF STUDY

Concordia University (*Physical Therapy*)
Cornell University (*Public Administration*)
Drake University (*Occupational Therapy*)
Fairleigh Dickinson University (*Forensic Psychology*)
Fox College (*Physical Therapy Assistant*)
Grand Canyon University (*Public Health*)
Medical College of Wisconsin (*Doctor of Pharmacy*)
Midwestern University-Glendale (*Physical Therapy*)
Mount Mary University (*Art Therapy & Counseling, Occupational Therapy*)
North Central College (*Occupational Therapy*)
Palmer College (*Doctor of Chiropractic*)
Roosevelt University (*Clinical Psychology*)
St. Ambrose University (*Occupational Therapy, Public Health, Physical Therapy, Social Work, Speech Language Pathology*)
St. Ambrose University (*Organizational Leadership, Business Administration, Accounting*)
University of Iowa (*Doctor of Medicine*)
University of Louisiana Monroe (*Forensic Psychology*)
University of Missouri – Kansas City (*Accounting*)
University of Northern Iowa (*Accounting*)
University of Wisconsin – Parkside (*Business Administration*)
Vanderbilt University (*Human Development Counseling*)
Walden University (*Clinical Mental Health Counseling*)
Western Illinois University (*Museum Studies*)

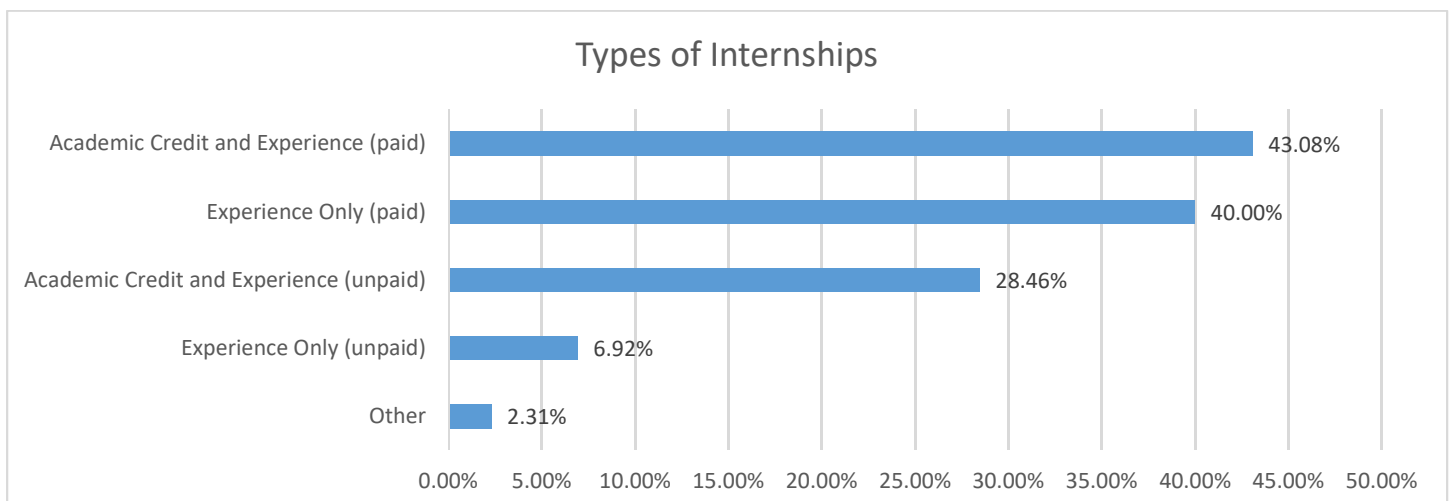
EXPERIENTIAL LEARNING

- Of those who responded to this question on the survey (300 out of 348), 84% participated in an internship, clinical, field experience, student teaching, practicum, or study abroad with internship.



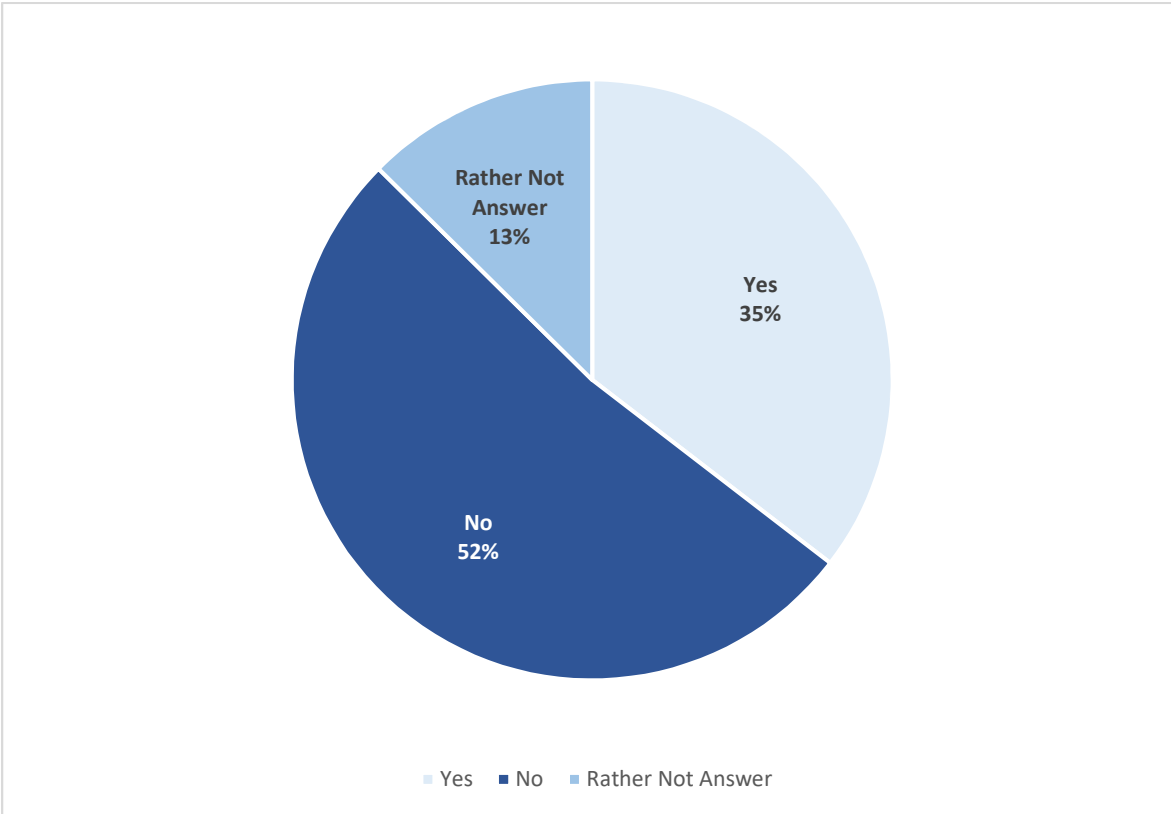
NUMBER OF INTERNSHIPS COMPLETED

Of those that responded to this question on the survey, 73.28% completed one internship, 15.27% completed at least two internships, and 4.58% completed at least three internships.



FULL-TIME EMPLOYMENT AS A RESULT OF INTERNSHIP

Of those that responded to this question on the survey, 35.43% said that they were offered full-time employment as a result of their internship.



SELECT EXPERIENTIAL LEARNING SITES

AmeriCorps Aquafort CITGO Petroleum Corporation CUNA Mutual Group Deere & Company Deloitte Family Resources First Trust and Savings Bank Genesis Medical Center Honkamp Krueger & Co.	Kunkel & Associates Platinum Supplemental Insurance RiverPlex RSM State Fam Agency UnityPoint Health – Methodist University of Iowa Hospitals and Clinics Vibrant Credit Union Walt Disney World
--	--