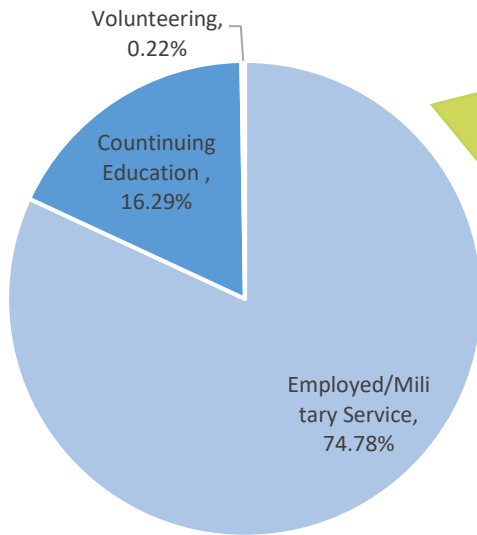




About the Survey: The Class of 2019 First Destination Survey, conducted by the St. Ambrose University Career Center and the St. Ambrose Office of Institutional Research, was completed in November 2019. The survey includes undergraduate students who graduated between July 1, 2018 and June 30, 2019 per the National Association of Colleges and Employers (NACE) standards and protocols for graduate student outcomes. Graduating seniors were contacted 1 month prior to graduation, 3 months after graduation, and 6 months after graduation by email, with repeated follow-up phone calls into November 2019. Of the 497 students who make up this reporting class, we were able to obtain employment information on 448 (90%).

WHERE IS THE CLASS OF 2019 NOW?



■ Employed/Military Service ■ Continuing Education ■ Volunteering

91% Employed, Serving, or Continuing Education within 6 months

2% more students with positive outcomes

(When compared to 2017-2018 Carnegie Class)

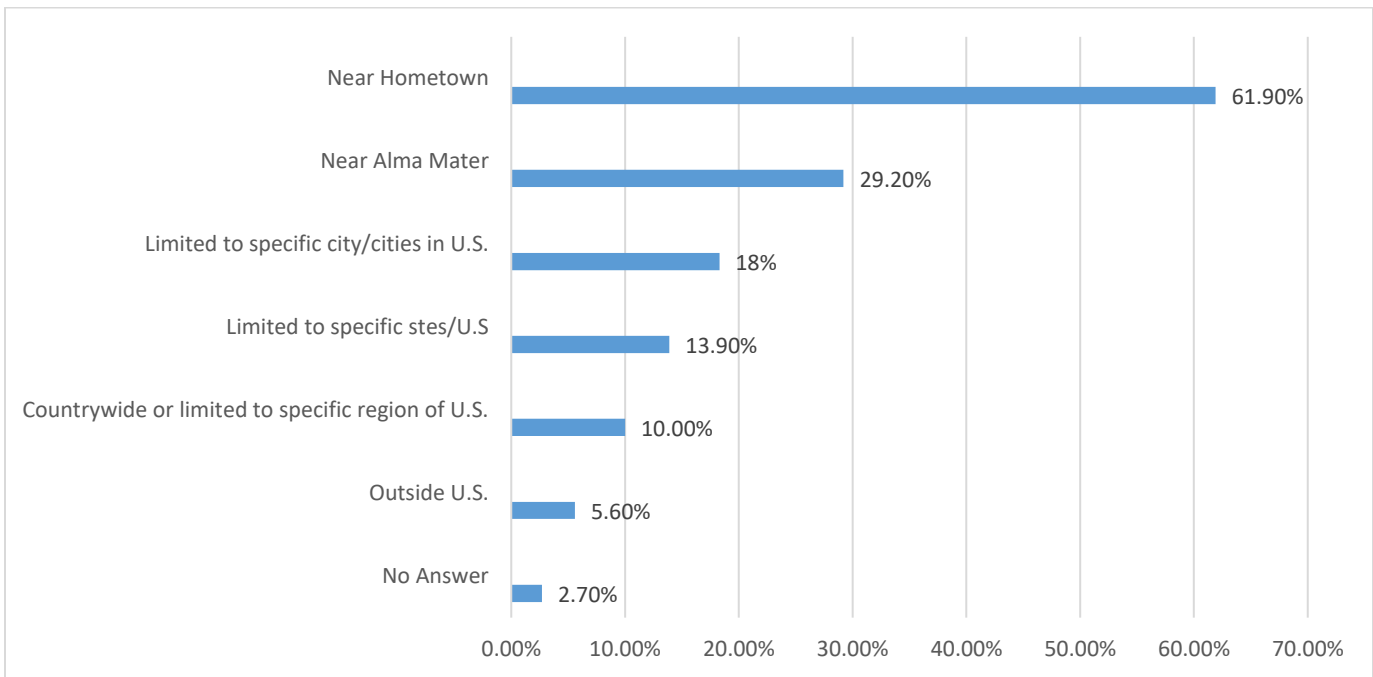
Responses by School/Division

	Employed	Continuing Ed.	Other
College of Health and Human Services	78.80%	10.70%	5.95%
College of Business	75.89%	12.93%	4.41%
College of Arts & Sciences	71.41%	19.60%	4.37%




WHERE ARE THEY WORKING?

Over 91% looked for employment near their hometown or alma mater.



Employment by state

Iowa	56.4%
Illinois	36.2%
Kansas	2.1%
Other Midwestern States	2.1%



WHAT DOES THE AVERAGE GRADUATE EARN UPON GRADUATION?

Respondents working full-time who reported annual salaries earn:


- 55% \$30,000 to \$50,000
- 32% more than \$50,000

EMPLOYMENT

Selected employing organizations and positions of the class of 2018-2019

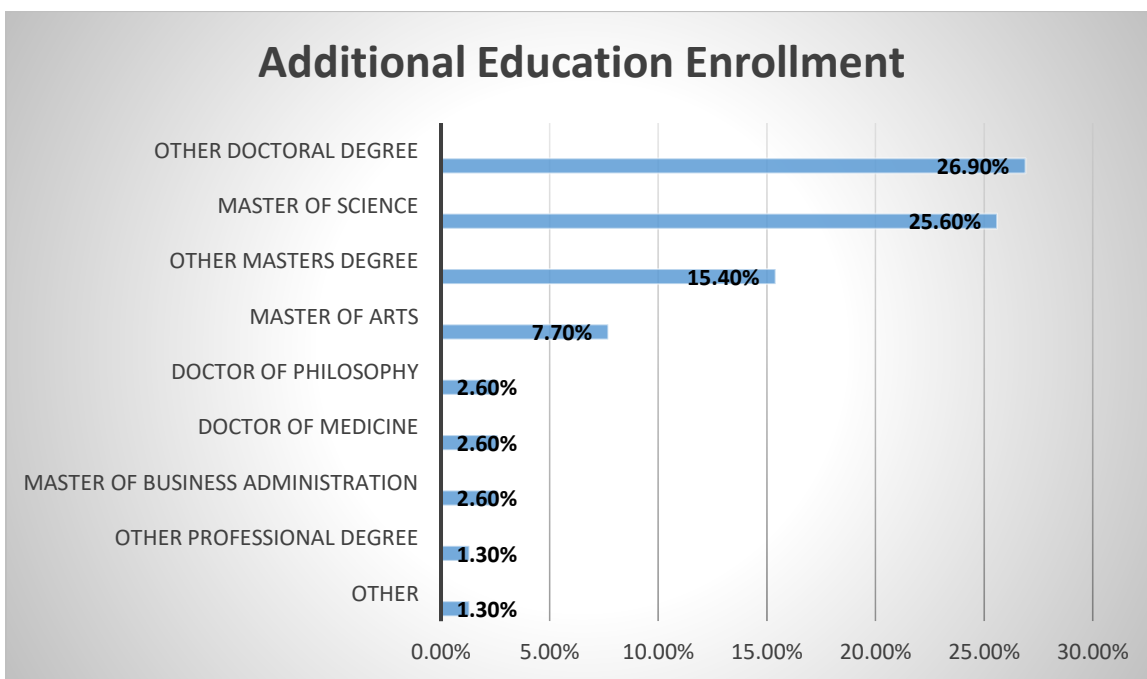
Allsteel, *Product Management*
 American School of El Salvador, *English Teacher*
 American Marketing & Publishing, *Marketing Sales Rep*
 ARASCO, *Engineer*
 Army Sustainment Command, *Cost Control*
 Balance Autism, *Applied Behavioral Specialist*
 BITCO, *Claims*
 Bettendorf Middle School, *Teacher*
 Center for Youth & Family Serv., *Support Worker*
 Chinese Olympic Committee, *Performance Coach*
 Cottingham & Butler, *Marketing*
 Deloitte, *Tax Consultant*
 Family Resources, *Survivor Advocate*
 Florida Cancer Specialists, *IT Desktop Support*
 Genesis, *RN*
 Genesis Systems Group, *Mechanical Design Engineer*
 Gold Standard Supplemental Insurance, *Sales*
 Heritage Woods, *RN*
 Hope at the Brick House, *Staff*
 John Deere, *Manufacturing Engineer*
 Kinder Morgan, *Field Compression Engineer*
 KPI Concepts, *Design/Manufacturing Engineer*
 McCarthy-Bush Corp., *Accounting Assistant*
 Mercy medical Center, *RN*

Muscatine School District, *Teacher*
 North Scott Press, *Reporter*
 Quad City Storm, *Graphic Designer*
 Repwest Insurance Co., *Software Developer*
 Robert Young Center, *Social Work Intern*
 Rock Island Arsenal, *Human Resource Specialist*
 Rock Valley Physical Therapy, *Lead Tech*
 RSM, *Audit Assoc.*
 Scott County Family Y, *Executive Director*
 St. Joseph the Worker, *Long Term Service Worker*
 Trace Ambulance, *EMT*
 Trinity Supply Chain, *Technical Media Operator*
 Unity Point Health, *Financial Clearance Manager*
 University of Iowa, *RN*
 US Army Corps of Engineers, *Staff Accountant*
 US Bank, *Business Banking Specialist*
 WHBF TV, *Morning Director*
 WQAD TV, *Producer*
 Yash Technologies, Jr. *Software Developer*



GRADUATE SCHOOL AND ADVANCED COURSEWORK

More than 17% of the Class of 2018-2019 continued their education directly after graduation from St. Ambrose University in graduate and professional programs. Of those continuing their studies, they did so in the following ways:




Where are they studying?

The majority (62%) of respondents continued their studies at St. Ambrose University, while 37% of respondents are enrolled at other higher education institutions, the majority located in the Midwest. One respondent is studying internationally.

By State:

- 72% Iowa
- 16% Illinois
- .06% Indiana
- .015% Arizona
- .015% Missouri
- .015% Oregon



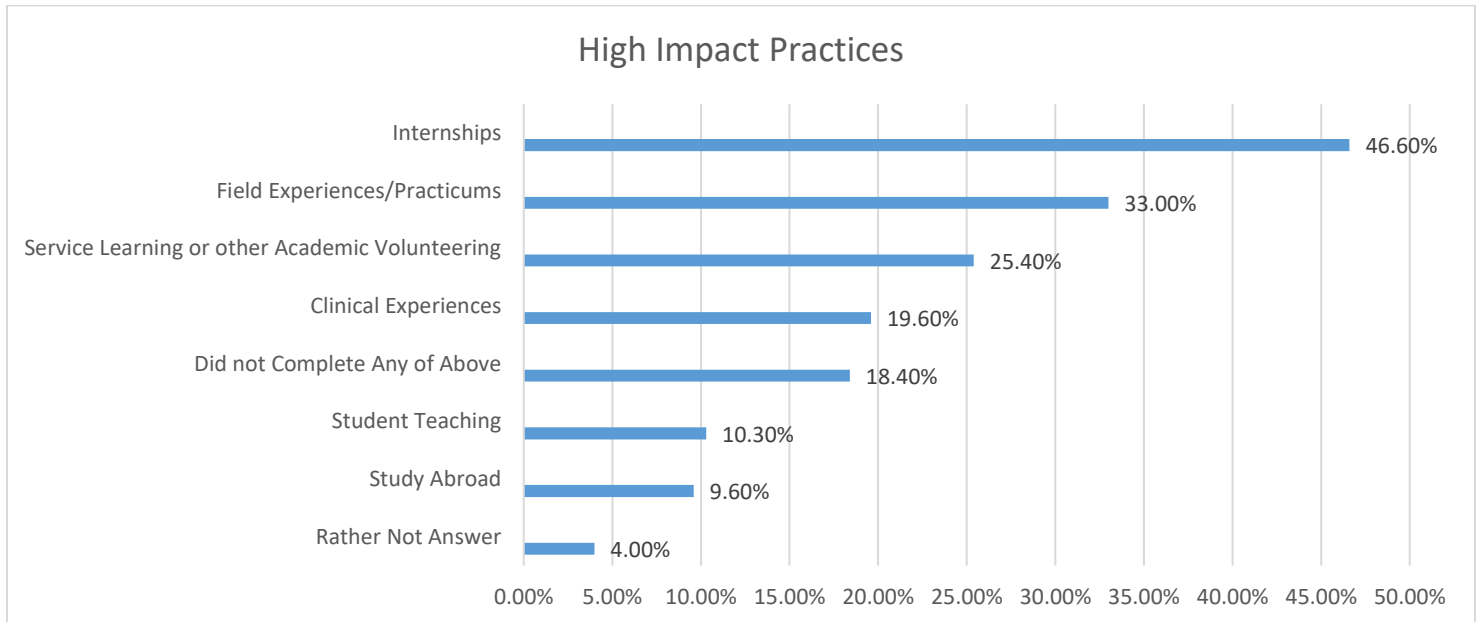
The Outcomes Survey 
College Graduate Survey powered by CSO Research, Inc

SELECTED INSTITUTIONS/PROGRAMS OF STUDY

Clarke University (*Occupational Therapy*)
Erikson Institute (*MS Child Development*)
Huntington University (*Occupational Therapy*)
Indiana University (*M.D.*)
Iowa State (*MA Political Science*)
John Marshal Law School (*Juris Doctorate*)
Marist College at LdM Florence, Italy (*Museum Studies*)
Methodist (*Nursing*)
Northern Illinois (*Law School*)
North Central College (*Occupational Therapy*)
Palmer College (*Doctor of Chiropractic*)
Oregon University (*MA Multimedia Journalism*)
St. Ambrose University (*Physical Therapy, Occupational Therapy, Exercise Physiology*)
St. Ambrose University (*Speech Language Pathology, Social Work, Criminal Justice, Master of Accounting*)
St. Louis University (*M.D.*)
University of Dubuque (*Physicians Asst.*)
University of Iowa (*Neuropsychology*)
University of Notre Dame (*MACC, Chemistry*)
Western Illinois University (*Mental Health Counseling, Master of ED., History*)

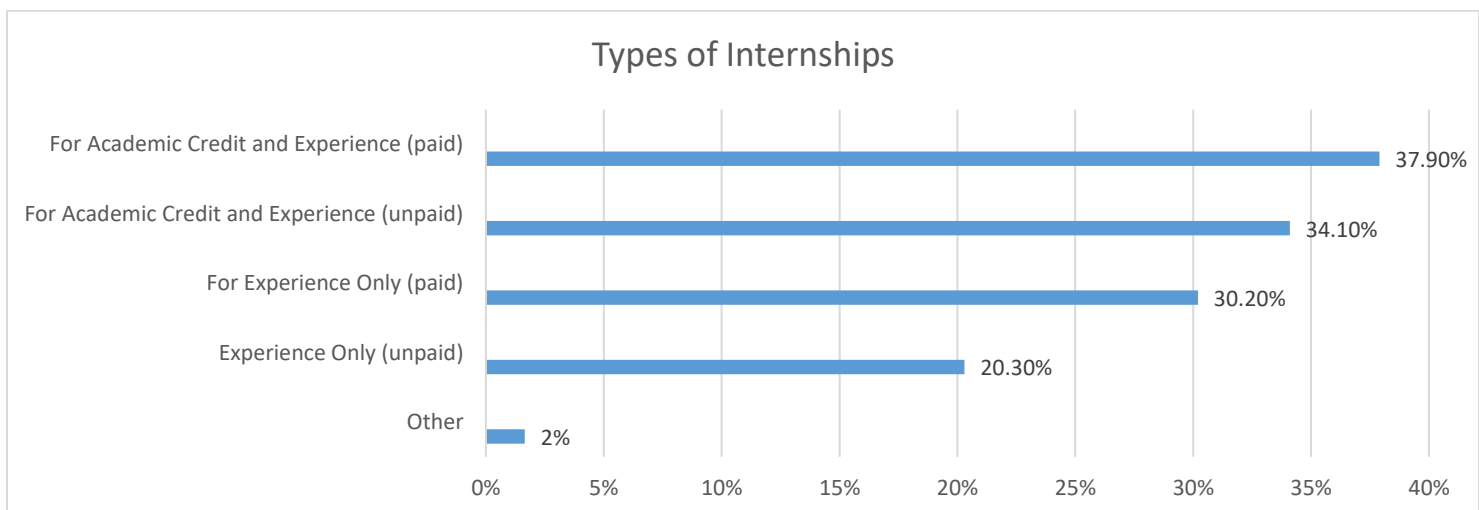
EXPERIENTIAL LEARNING

- Of those who responded to this question on the survey (292 out of 382), 76% participated in an internship, clinical, field experience, student teaching, practicum, or study abroad with internship.



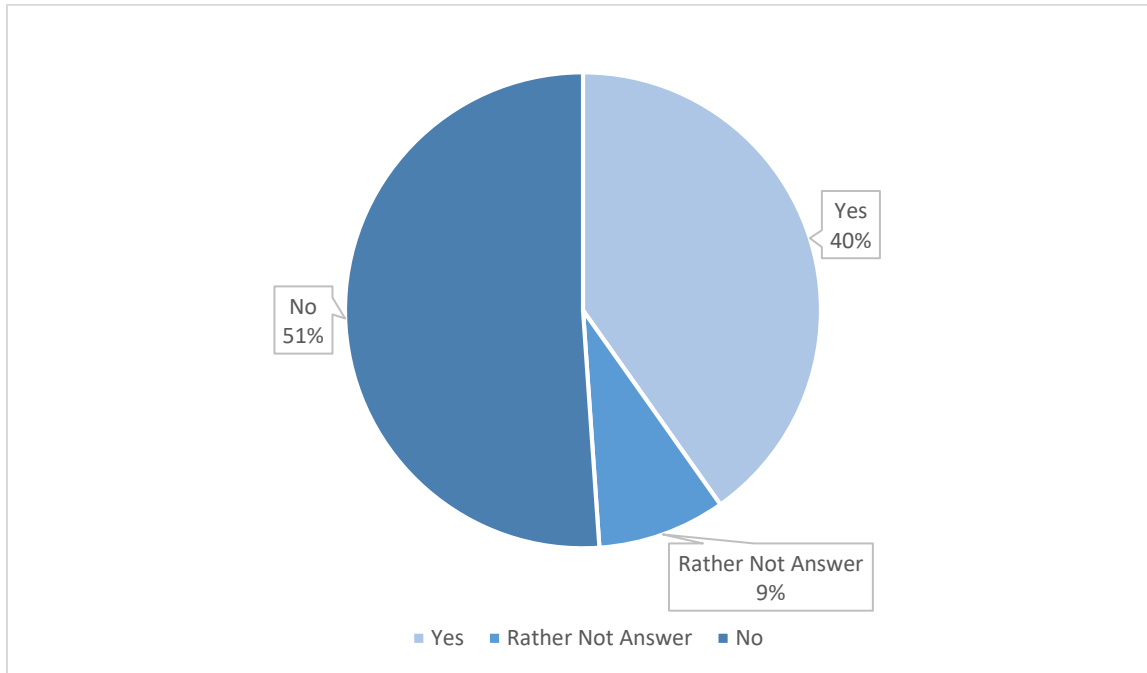
NUMBER OF INTERNSHIPS COMPLETED

Of those that responded to this question on the survey, 67.2% completed one internship, 18% completed at least two internships, and 6% completed at least three internships.



FULL-TIME EMPLOYMENT AS A RESULT OF INTERNSHIP

Of those that responded to this question on the survey, 40% said that they were offered full-time employment as a result of their internship.



SELECT EXPERIENTIAL LEARNING SITES

Allsteel
Caterpillar
Deere & Company
Deloitte
Epic Industries
Family Resources
Guardian Glass
Hope at the Brick House
John Deere; Data Analytics
Lee Enterprises
McCarthy-Bush
Menards
Mercy Medical

Moline Foundation
Moments
National Systems
Peoria Area Convention Center
Polaris Industries
Rock Island Arsenal
Sears Manufacturing
Swedish American Hospital
Sweet Pea Therapy
Terex
Unity Point
University of Iowa