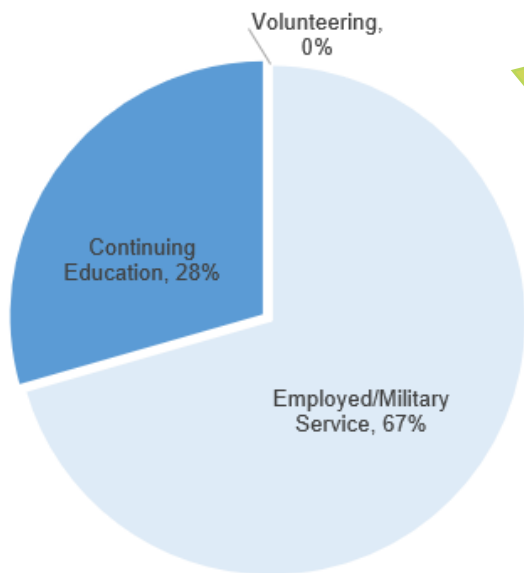


The Outcomes Survey
College Graduate Survey powered by CSO Research, Inc

About the Survey: The Class of 2023 First Destination Survey, conducted by the St. Ambrose University Academic and Career Planning Center and the St. Ambrose Office of Institutional Research, was completed in November 2023. The survey includes undergraduate students who graduated between July 1, 2022 and June 30, 2023 per the National Association of Colleges and Employers (NACE) standards and protocols for graduate student outcomes. Graduating seniors were contacted 1 month prior to graduation, 3 months after graduation, and 6 months after graduation by email, with repeated follow-up phone calls into November 2023. Of the 538 students who make up this reporting class, we were able to obtain employment information on 364 (67.7%).

WHERE IS THE CLASS OF 2023 NOW?




95% Employed, Serving, or Continuing Education within 6 months

■ Employed/Military Service ■ Continuing Education ■ Volunteering

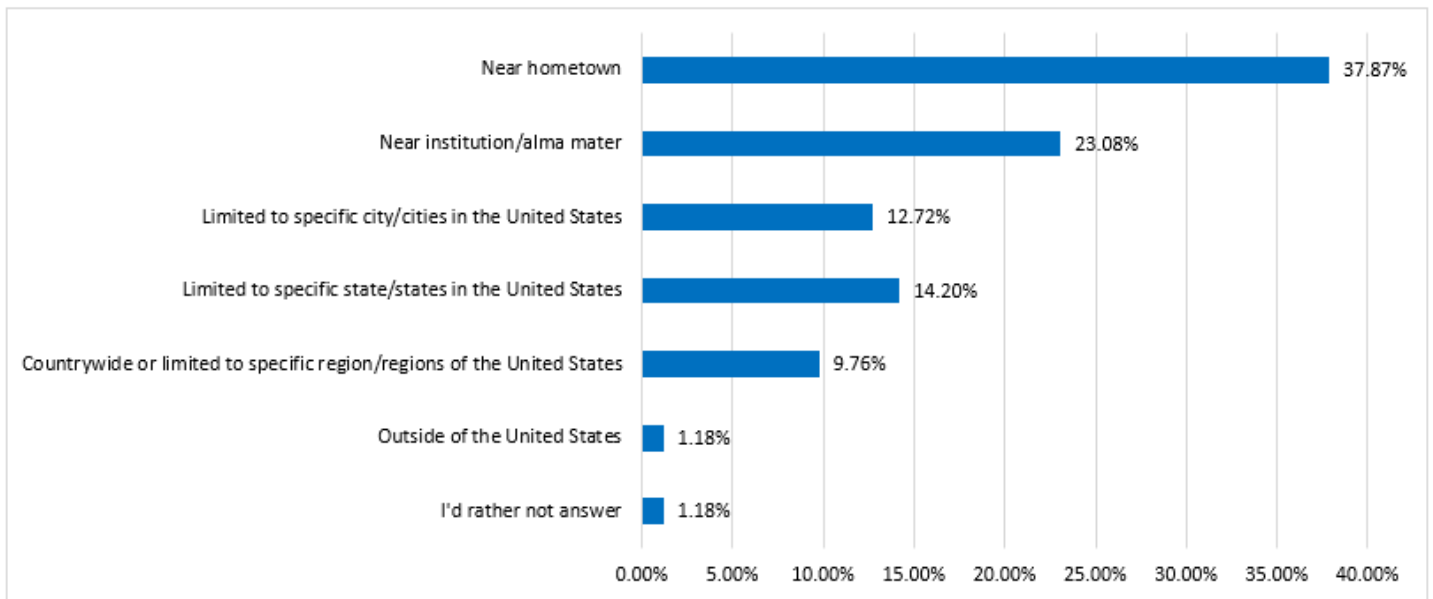
Responses by School/Division

	Employed	Continuing Ed.	Other
College of Health and Human Services	71.26%	26.35%	2.40%
College of Business	73.53%	11.76%	14.71%
College of Arts & Sciences	57.36%	37.98%	4.65%




WHERE ARE THEY WORKING?

61% of graduates looked for employment near their hometown or alma mater.



Employment by state

Iowa	54.17%
Illinois	30.83%
Other Midwestern States	8.33%



WHAT DOES THE AVERAGE GRADUATE EARN UPON GRADUATION?

Respondents working full-time who reported annual salaries earn:

- 37.59% \$30,000 to \$50,000
- 50.35% more than \$50,000

EMPLOYMENT

Selected employing organizations and positions of the class of 2022-2023

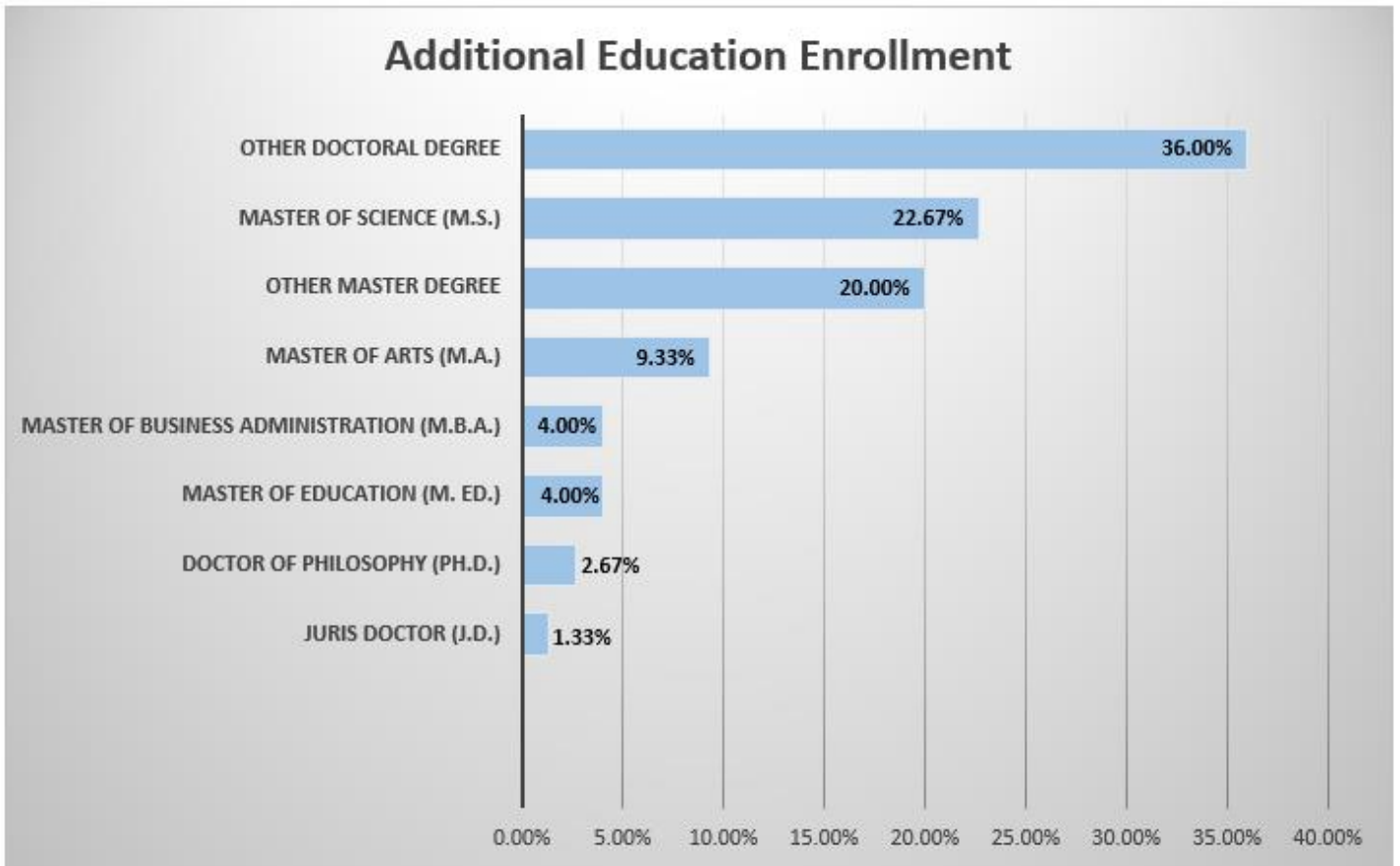
2158 Millwright Union, *Apprentice Millwright*
 All Phases Archaeology, *Archaeologist*
 Beacon of Hope Hospice, *Social Worker*
 Bettendorf Middle School, *Teacher*
 Bettendorf High School, *Teacher*
 Betty, Neuman & McMahon, PLC, *Client and Funding Administrator*
 Big Brothers Big Sisters, *Enhancements Support Specialist*
 BITCO Insurance, *Software Developer*
 Black Hawk College, *Enrollment Specialist*
 Broadlawns Medical Center, *Emergency RN*
 Burlington High School, *Teacher*
 Caterpillar, *Leadership Development Program*
 Centennial Tax, *Staff Accountant*
 Clinton Community School District, *Teacher*
 Cottingham and Butler, *Benefits & Payroll Specialist*
 Darwill, *Graphic Designer*
 Davenport Police Department, *Police Officer*
 Decorah High School, *Teacher*
 Deloitte & Touche LLP, *Audit & Assurance Assistant / Tax Consultant*
 DeWitt Intermediate School, *Teacher*
 Durant Community School District, *Teacher*
 Epic Systems, *Project Manager*
 Fidlar Technologies, *Accounting Associate*
 Freddie Mac, *Multifamily Production Analyst*
 FSBOHOMES Quad Cities, *Photographer*
 Genesis Medical Center, *Behavioral Health Technician / Birth Center / Emergency Nurse ICU Nurse / Medical Pulmonary Nurse / Medical Scribe / PRN Exercise Specialist*

Hamilton Elementary, *Kindergarten Teacher*
 Intersport, *Sports Marketing*
 John Deere, *Communications / Engineer / FDP – JD Treasury / IT Development / Supply Management Specialist / Virtual Training Developer*
 Johns Hopkins Medicine, *NICU RN*
 KWQC, *Reporter*
 Lutheran Services in Iowa, *Behavioral Health Intervention Services Social Worker*
 Mayo Clinic, *Cardiac Surgery & Transplant ICU RN*
 MediaCom International, *Camera Operator*
 Merrill Lynch, *Registered Wealth Management Client Associate*
 Modern Woodmen of America, *Business Analyst / Payroll Clerk / Service Representative*
 North Scott Junior High, *History Teacher*
 Northwestern Mutual, *Financial Advisor*
 ORA Orthopedics, *Medical Scribe*
 OSF St. Joseph's Hospital, *ICU RN*
 Peoria Civic Center, *Marketing Coordinator*
 Peoria Juvenile Detention Center, *Youth Development Specialist*
 QC River Bandits, *Sales Manager*
 RSM, *Audit Associate / Tax Associate*
 Teach for America, *ELA Teacher*
 U-Line, *Junior Product Marketing Associate*
 University of Iowa Hospitals & Clinics, *Labor and Delivery Nurse / ICU RN / RN*
 WHBF-TV, *News Director*
 World Relief, *Volunteer Coordinator*



GRADUATE SCHOOL AND ADVANCED COURSEWORK

Around 14% of the Class of 2022-2023 continued their education directly after graduation from St. Ambrose University in graduate and professional programs. Of those continuing their studies, they did so in the following ways:




Where are they studying?

The majority (70%) of respondents continued their studies at St. Ambrose University, while 30% of respondents are enrolled at other higher education institutions, the majority located in the Midwest.

By State:

- 76% Iowa
- 10% Illinois
- 3% South Carolina
- 1% Arizona
- 1% Connecticut
- 1% Indiana
- 1% Kentucky
- 1% Massachusetts
- 1% Missouri
- 1% Tennessee
- 1% Georgia

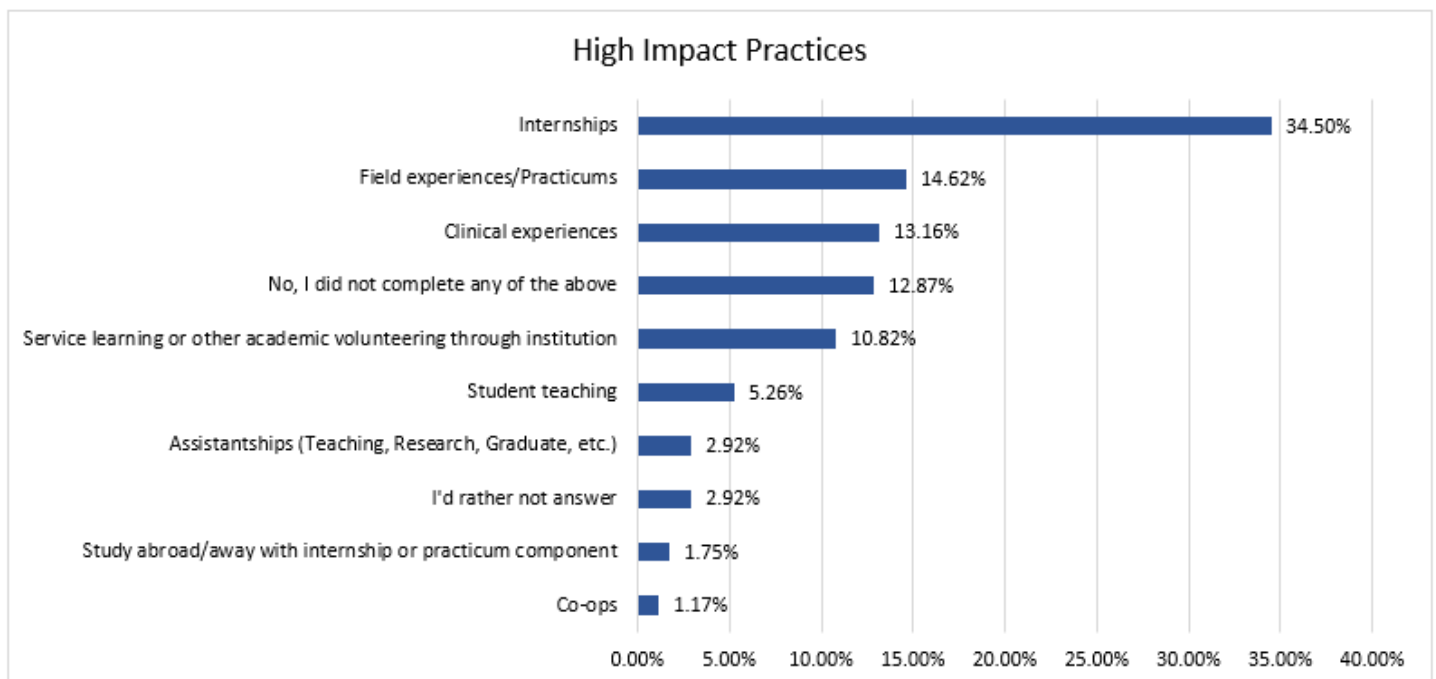


SELECTED INSTITUTIONS/PROGRAMS OF STUDY

- Bellarmino University** (*Doctorate in Physical Therapy*)
- Boston University** (*International Relations*)
- Grand View University** (*Clinical Mental Health Counseling*)
- Illinois State University** (*Chemistry*)
- Indiana University** (*Mental Health Counseling*)
- Lewis University** (*Occupational Therapy*)
- Limestone University** (*MBA Sports Management, Sales/Marketing*)
- North Arizona University** (*Physical Therapy*)
- Saint Xavier** (*Masters of Elementary Education*)
- Southern Illinois University - Carbondale** (*Physician Assistant*)
- St. Ambrose University** (*Doctorate of Occupational Therapy, Doctorate of Physical Therapy, Master of Science in Exercise Physiology, Master of Accounting, Master of Business Administration, Master of Criminal Justice, Master of Organizational Leadership, Master of Physician Assistant Studies, Master of Social Work*)
- University of Hartford** (*Doctorate of Physical Therapy*)
- University of Illinois - Springfield** (*Master of Legal Studies*)
- University of Iowa** (*Finance and Business Analytics, Law*)
- University of Northern Iowa** (*Clinical Mental Health Counseling*)
- Washington University in St. Louis** (*Physical Therapy*)
- Western Illinois University** (*Clinical Mental Health Counseling, Forensic Psychology, Masters in Accounting*)

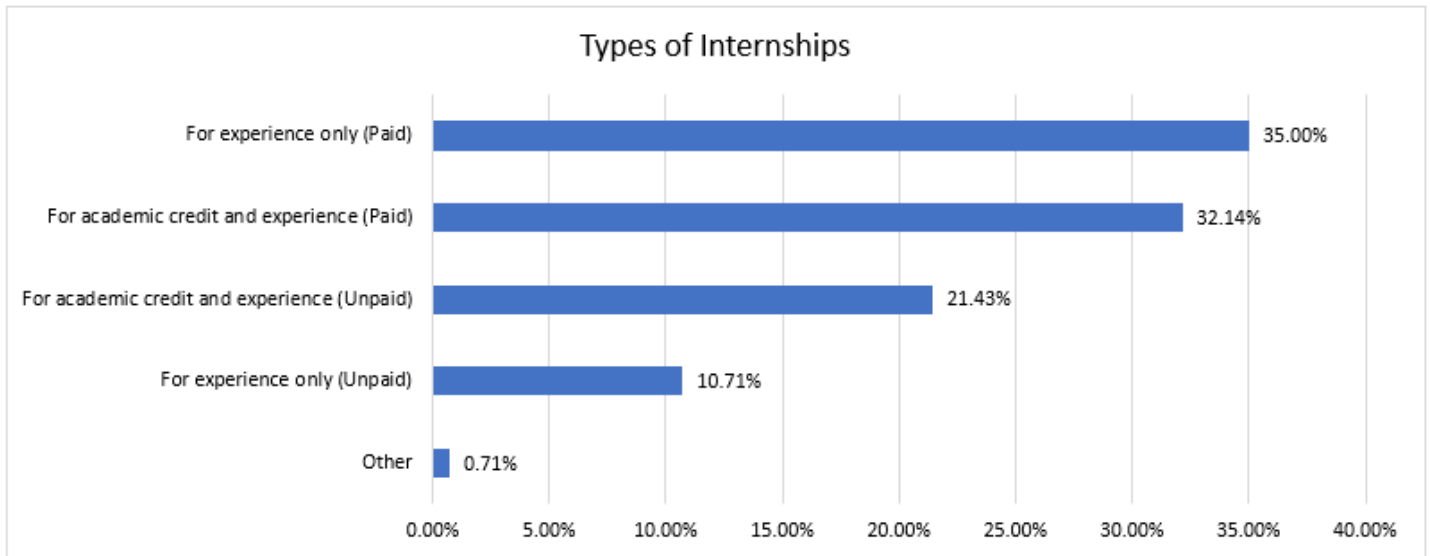
EXPERIENTIAL LEARNING

- Of those who responded to this question on the survey (229 out of 364), 76% (173) participated in an internship, clinical, field experience, student teaching, practicum, or study abroad with internship.



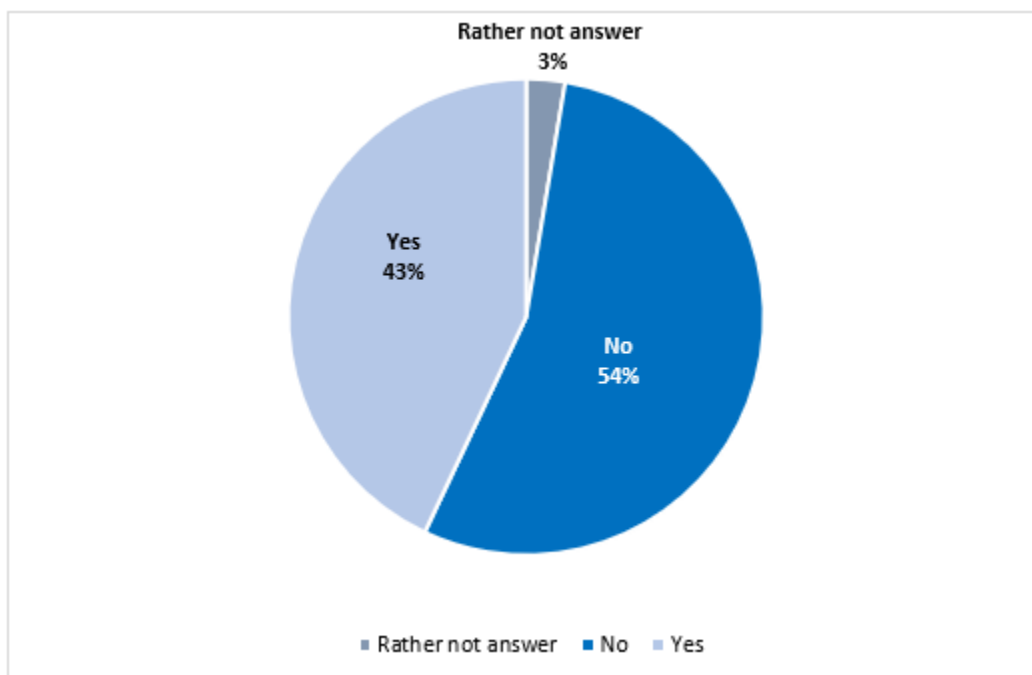
NUMBER OF INTERNSHIPS COMPLETED

Of those that responded to this question on the survey, 70.09% completed one internship, 24.79% completed at least two internships, and 3.42% completed at least three internships.



FULL-TIME EMPLOYMENT AS A RESULT OF INTERNSHIP

Of those that responded to this question on the survey, 42.98% said that they were offered full-time employment as a result of their internship.





StAmbrose
University

1ST
DESTINATION

The Outcomes Survey 
College Graduate Survey powered by CSO Research, Inc

SELECT EXPERIENTIAL LEARNING SITES

Black and Veatch
Bruce Mace
Centennial Tax
CGH Medical Center
Chad D Greim & Co
Core Physical Medicine
Deloitte & Touche LLP
Eagle view behavioral health
Electro Freeze/H.C. Duke
Elliott Aviation
Energy Economics Inc
Entege
Enterprise Fleet Management
Family Museum
Honkamp
Humility Homes and Services, Inc
Jewel Osco
John Deere

Kel Bond
Lutheran Services in Iowa
Maggie Daley Park
McLaughlin Motors
Men's Wearhouse
Mercy One
Merrill Lynch
NAI Elliott
Northwestern Mutual
Padgett Business Services
RSM
Scribe America
Siemens
The Outing Club
Twin State Technical Services
Wintrust
Wipfli